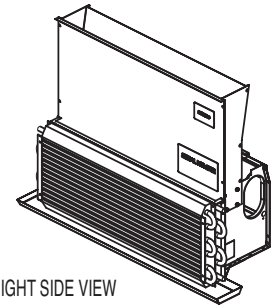
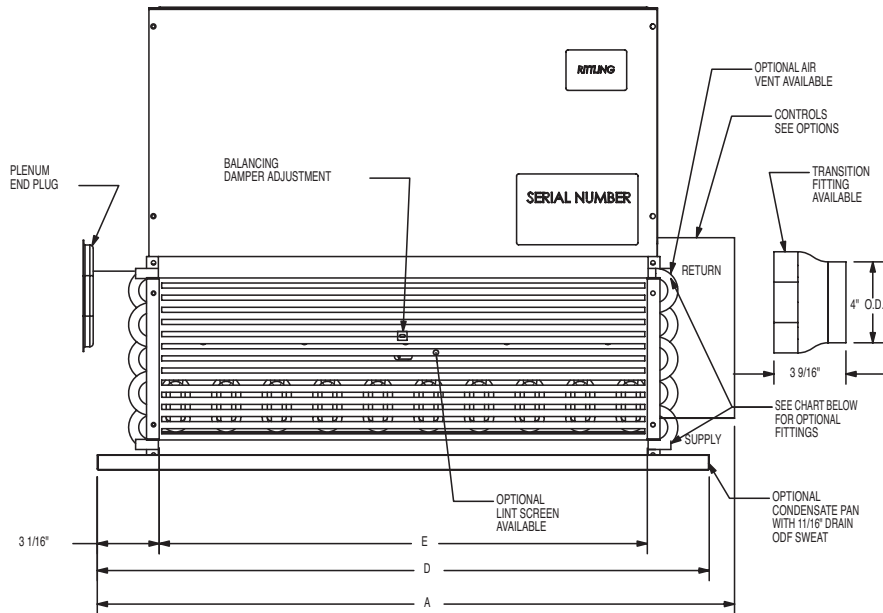


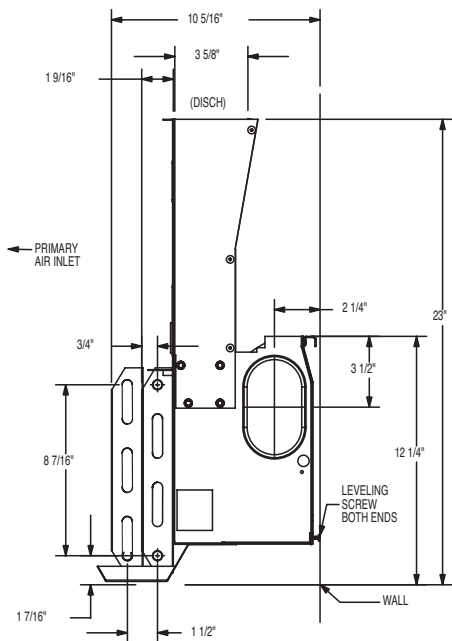
MODEL V4H



FRONT VIEW



RIGHT SIDE VIEW



| UNIT SIZE (V4H) | 24" | 32" | 40" | 52" |
|----------------------------------|----------|-----------|-----------|-----------|
| DIMENSIONS (IN.) | | | | |
| BASE UNIT (A) | 31-1/16" | 38-15/16" | 46-15/16" | 58-15/16" |
| DRAIN PAN (D) | 29-1/2" | 37-1/2" | 45-1/2" | 57-1/2" |
| NOM. COIL (E) | 24-1/8" | 32" | 40" | 52" |
| MIN FREE AREAS (SQ. IN.) | | | | |
| DISCHARGE GRILLE | 81 | 108 | 135 | 175 |
| RECIRCULATION GRILLE | 237 | 315 | 394 | 512 |
| APPROX. SHIPPING WT. (LB) | 37 | 45 | 55 | 70 |

NOTES:

1. THERMOSTAT MOUNTED ON RIGHT SIDE ONLY OR ON THE WALL
2. SLAVE UNITS DIMENSIONALLY THE SAME, EXCEPT WITHOUT CONTROLS
3. CONDENSATE CONNECTION MOUNTED SAME SIDE AS COOLING COIL CONNECTION
4. SHIPPING WEIGHT INCLUDES PACKAGING
5. ORIENTATION OF COIL CONNECTIONS TO BE DETERMINED
6. INNER COIL IS ALWAYS FOR COOLING AND DETERMINES WHETHER IT IS RH OR LH CONNECTIONS. HEATING COIL CONNECTIONS ARE OPPOSITE OF COOLING CONNECTIONS

| OPTIONAL FITTINGS | |
|-------------------|-------------------------------|
| CODE DIGIT #9 | DESCRIPTION |
| 0 | 1/2" ODF SWEAT FITTING |
| 1 | 1/2" ODF SWEAT FITTING W/VENT |
| 2 | 1/2" ODM FLARE FITTING |
| 3 | 1/2" ODM FLARE FITTING W/VENT |

DESCRIPTION:

THE V4H IS SHIPPED FROM THE FACTORY WITH THE FOLLOWING:

- ACOUSTICALLY DESIGNED PLENUM AND NOZZLES AS SPECIFIED
- ONE 6-TUBE COIL WITH COPPER TUBES AND ALUMINUM FIN
- CONDENSATE PAN AS SPECIFIED
- COIL CONNECTIONS AS SPECIFIED
- RECOVERY STACK AND DRAIN PAN, ASSEMBLED READY FOR WALL MOUNTING
- HARDWARE KIT INCLUDES:
 - (2) LEVELING SCREWS
 - (2) LEVELING SCREW CLIPS
 - (4) LINT SCREEN CLIPS
 - (2) COIL CONDENSATE PLATES WITH CLIPS